

SAC-8P-M12MS/ 2,0-940

Order No.: 1543100



Bus system cable, ETHERNET, 8 pos., PUR halogen-free, blue, shielded, straight M12 plug on free cable end, length: 2 m

Ethernet

Commercial data	
EAN	4046356097277
Pack	1 Pcs.
Customs tariff	85444290
Weight/Piece	0.1274 KG
Catalog page information	Page 183 (PC-2007)

Product notes

WEEE/RoHS-compliant since:
01/01/2008



Technical data	
General data	
Nominal current I_N	2 A
Nominal voltage U_N	30 V
Number of positions	8
Volume resistance	$\leq 5 \text{ m}\Omega$
Insulation resistance	$\geq 100 \text{ M}\Omega$

Length of cable	2 m
Ambient temperature (operation)	-25 °C ... 90 °C (plug/socket)
	-40 °C ... 70 °C (cable, fixed installation)
	-10 °C ... 50 °C (cable, flexible installation)

General characteristics

Coding	A - standard
Inflammability class acc. to UL 94	HB
Surge voltage category	II
Pollution degree	3
Degree of protection	IP65/IP67/IP69K
Contact material	CuSn
Contact surface material	Ni/Au
Contact carrier material	TPU GF
Material of grip body	TPU, hardly inflammable, self-extinguishing
Material, knurls	Zinc die-cast, (nickel-plated)
Status display	No

Conductor data

Cable type	Ethernet
Cable abbreviation	Li-02YSC11Y
Conductor cross section	14 mm ²
AWG signal line	26
Conductor structure, signal line	7x 0.16 mm
Core diameter including insulation	1 mm
External cable diameter	6.70 mm
Wire colors	White-blue, white-orange, white-green, white-brown
External sheath, color	water blue RAL 5021
Insulation resistance	≥ 5 GΩ*km
Conductor resistance	≤ 150 mΩ/m
Transmission characteristics (category)	CAT5 (IEC 11801:2002), CAT5e (TIA 568B:2001)
Working capacitance	42 pF
Wave impedance	100 Ω ±5% (At 100 MHz)
Signal speed	0.72 c
Signal runtime	46 ns/m
Shield attenuation	60 dB (Up to 1000 MHz)

Interference suppression	90 dB (Up to 1000 MHz)
Nominal voltage, conductor	125 V
Test voltage, conductor	1000 V
Twisted pairs	2 cores to the pair
Type of pair shielding	Aluminum-lined polyester foil
Overall twist	2 cores with 2 fillers to the core
Shielding	Braided shielding made of tin-plated copper wires
Optical shield covering	65 %
Outer sheath, material	PUR
Material conductor insulation	Cell PE
Conductor material	Bare Cu litz wires
Cable weight	44 kg/km
Smallest bending radius, fixed installation	Min. 33.5 mm
Smallest bending radius, movable installation	Min. 33.5 mm

Certificates / Approvals



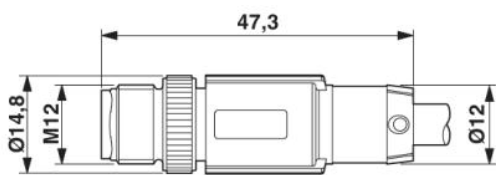
Certification

CUL Listed, UL Listed

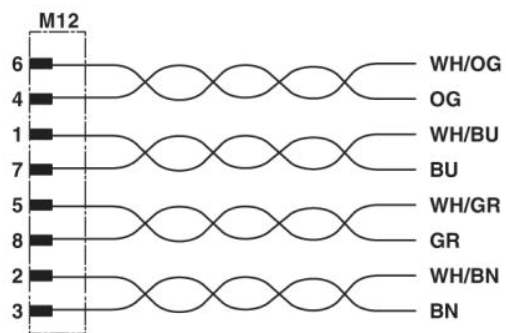
Drawings

Dimensioned drawing

M12 x 1 male connector, straight, shielded

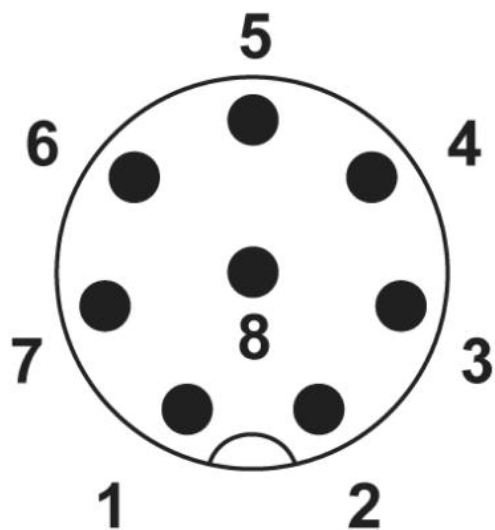


Circuit diagram



Contact assignment of the M12 plug and the M12 socket

Schematic diagram



Pin assignment M12 plug, 8-pos., view plug side